

PRODUCT CATALOGUE · PTO

# RELIABILITY & POWER

Reliable Wood Chipping Machines  
designed for Demanding users



## RELIABLE WOOD CHIPPING | PERFECT RESULTS

A TP CHIP KIT consists of sliver breakers and facing plate for the upper rotor housing. Both parts contribute to an increased wood chip quality.



# HIGH EFFICIENCY. DANISH QUALITY.

TP Wood Chippers are designed and manufactured in Denmark. All our products are characterised by user-friendliness, strength and high efficiency. TP Wood Chippers are quite simply made to be used. In addition to the high quality, they are easy to operate and maintain. Our main task is to ensure that you get the work done and can quickly move on to the next job.



## 3-year warranty

With a full 3-year warranty, we can fully vouch for the quality of our machines. Our TP WARRANTY covers all of the components, including engine, hydraulic components, gears etc. The only thing that is not covered by the warranty is painting and standard wearing parts such as knives.

## Top quality woodchip

Woodchip is sustainable biomass with a significant climate benefit, and when it comes to economy, woodchip quality is paramount. TP Wood Chippers produce high-quality, uniform woodchip, which is particularly useful for wood-burning plants such as stoker facilities. TP Wood Chippers comply with the standards G30, G50 and G100 in the recognised ÖNORM M7133 standard.



## Original wearing parts – for safety's sake

TP Wood Chippers are built to deal with tough circumstances and raw materials, but of course, wearing parts cannot last forever. We always recommend that you use original wearing parts and spare parts and that you replace wearing parts at the correct time. By doing so, you achieve better woodchip quality and better fuel consumption. At the same time, you will help to optimise reliability and extend the lifetime of the wood chipper. We even continue to supply parts for TP Wood Chippers that have been in operation for over 20 years!


# TP FEATURES



## TP PILOT/PILOT+

– the rpm monitor that ensures problem-free operation

A TP PILOT is an efficient rpm monitor that prevents overloading of both the tractor and wood chipper. You can check the rpm of the feed rollers on the rpm monitor. If the rpm of the feed rollers does not match the rpm of the disc, it can lead to two different outcomes: When the speed is too low, the full capacity of the machine will not be utilised, and when the speed is too high, the wood will be pressed against the disc causing the rpm to lessen. Both of these conditions can cause unnecessary wear on the machine and the accumulation of material in the feed opening. TP PILOT provides safe, efficient and continuous operation without any problems.



## TP E-STOP – extra safety for the users

TP E-STOP is an additional optional safety equipment consisting of four emergency stop switches located on top of the funnel and on the sides of the funnel. When one of the four emergency stops is activated, the feed rollers stop rotating. The emergency stop button must be reset before the rollers start again. The purpose of TP E-STOP is that you can not accidentally reboot the rollers during an emergency situation. Also, people in the area can easily assist in an emergency, as the emergency stop switches are highly visible. TP E-STOP can be a reassuring additional security, especially relevant if you have unskilled employees or work in the hire business.



## Integrated hydraulic system – greater power and reliability

All TP Wood Chippers with feed rollers have an integrated hydraulic system with independent hydraulic pumps, hydraulic oil tank and hydraulic filter. The hydraulic pump always delivers the correct amount of oil and pressure to the oil engine, which drives the wood chipper's feed rollers. It provides minimum loss of power compared with systems where oil supply to the oil engines comes from an external source such as the tractor hydraulics. The closed hydraulic system also ensures that no dirt or other external particles enter the wood chipper's oil engines and hydraulic valves. This means greater reliability and less risk of downtime.



## TP SERVICE BOX – to keep you running smoothly

A TP SERVICE BOX contains all of the critical wearing parts that are appropriate for each TP Wood Chipper. For example, knives, counterknives, scrapers, hydraulic filter and of course nuts and bolts. With the box close at hand, you are always guaranteed optimum operation – even when you are out in the grounds, far from stores and workshops.



## TP CHIP KIT – the choice is yours

Instead of a permanently mounted sieve, which produces significantly higher fuel consumption, you can retrofit a TP CHIP KIT when you require extra fine woodchip quality. The kit consists of sliver breakers and a disc facing plate, which together ensure very fine woodchip quality without slivers, which can otherwise be inconvenient when burning woodchip in a woodchip stove. TP CHIP KIT is optional equipment and is available for all of our wood chippers except TP 100 PTO and TP 230/270 PTO, which are delivered with type A sliver breakers as standard.

With a fitted TP CHIP KIT, the TP Wood Chipper produces wood chips that meet the recognised ÖNORM standard (G30, G50 and G100).

# PRODUCT GUIDE

## GENERAL FEATURES OF PTO WOOD CHIPPERS

- Reliable machines designed and manufactured in Denmark
- Extended 3-year product warranty
- Delivered with PTO shaft with free running
- Powerful in-feed rollers and integrated hydraulic system\*
- Produces woodchip suitable for burning in G30/G50 quality\*
- Meets the highest standards for personal safety (EN 13525)
- Specially developed powder coating ensures effective protection against rust (corrosion class C4)
- Rotatable ejector spout can be extended both horizontally and vertically to suit the task

\* Except TP 100 PTO

## KEY TO SYMBOLS



## SPECIFICATIONS – PTO WOOD CHIPPERS

|  | TP 100 PTO          | TP 130 PTO                      | TP 175 PTO                      | TP 200 PTO                      | TP 230 PTO                           | TP 250 PTO                      | TP 270 PTO           |
|--|---------------------|---------------------------------|---------------------------------|---------------------------------|--------------------------------------|---------------------------------|----------------------|
| Max. wood diameter                             | 4"                  | 5"                              | 7"                              | 8"                              | 9"                                   | 10"                             | 11"                  |
| Roller opening                                 | 5.9 x 10.8"         | 5.1 x 8.7"                      | 6.9 x 8.7"                      | 8.3 x 10.4"                     | 9 x 9"                               | 10.2 x 13.8"                    | 11.0 x 11.4"         |
| Power requirement HP                           | 15–40 HP            | 25–60 HP                        | 40–90 HP                        | 40–115 HP                       | 50–120 HP                            | 60–140 HP                       | 100–200 HP           |
| Power requirement kW                           | 11–29 kW            | 18–45 kW                        | 29–66 kW                        | 30–85 kW                        | 37–90 kW                             | 45–104 kW                       | 75–150 kW            |
| PTO rpm  | 540 rpm             | 540 rpm                         | 1000 rpm (540 rpm*)             | 1000 rpm (540 rpm*)             | 1000 rpm                             | 1000 rpm                        | 1000 rpm             |
| 3-point suspension                             | Cat. 1              | Cat. 1 + 2                      | Cat. 1 + 2                      | Cat. 1 + 2                      | Cat. 2                               | Cat. 2                          | Cat. 2               |
| TP PILOT - rpm monitor                         | No                  | Yes                             | Yes                             | Yes                             | Yes                                  | Yes                             | Yes                  |
| Capacity/hour                                  | 247 ft <sup>3</sup> | 353 ft <sup>3</sup>             | 706 ft <sup>3</sup>             | 1412 ft <sup>3</sup>            | 1589 ft <sup>3</sup>                 | 1765 ft <sup>3</sup>            | 2118 ft <sup>3</sup> |
| Woodchip size                                  | 0.3-0.8"            | 0.3"                            | 0.2-0.5"                        | 0.2-0.4"                        | 0.5-0.7"                             | 0.2-0.5"                        | 0.4-0.8"             |
| Adjustable woodchip size                       | No                  | No                              | Yes                             | Yes                             | Yes                                  | Yes                             | Yes                  |
| Woodchip standard                              | -                   | G30**                           | G30/G50**                       | G30/G50**                       | G30/G50/G100***                      | G30/G50/G100**                  | G30/G50/G100***      |
| Feed rollers                                   | -                   | 1                               | 2                               | 2                               | 2                                    | 2                               | 2                    |
| Roller position                                | -                   | Horizontal                      | Horizontal                      | Horizontal                      | Vertical                             | Horizontal                      | Vertical             |
| Chipper type                                   | Drum chipper        | Disc chipper                    | Disc chipper                    | Disc chipper                    | Disc chipper                         | Disc chipper                    | Disc chipper         |
| In-feed angle                                  | Vertical funnel     | Parallel to direction of travel | Parallel to direction of travel | Parallel to direction of travel | Perpendicular to direction of travel | Parallel to direction of travel | Diagonal rear facing |
| Chipping angle                                 | 55°                 | 90°                             | 90°                             | 90°                             | 45°                                  | 90°                             | 45°                  |
| TP TWIN DISC                                   | No                  | Yes                             | Yes                             | Yes                             | No                                   | Yes                             | No                   |
| Number of knives                               | 2                   | 2                               | 4                               | 3                               | 3                                    | 3                               | 3                    |
| Number of counterknives                        | 1                   | 2                               | 3                               | 3                               | 2                                    | 3                               | 2                    |
| Disc diameter                                  | 16.1"               | 26.0"                           | 26.0"                           | 29.9"                           | 29.9"                                | 37.8"                           | 37.8"                |
| Disc weight                                    | 105.8 lb            | 180.8 lb                        | 191.8 lb                        | 370.4 lb                        | 317.5 lb                             | 586.4 lb                        | 617.3 lb             |
| Noise level, in acc. with Directive 2000/14/EC | 128 dB              | 124 dB                          | 124 dB                          | 125 dB                          | 120 dB                               | 127 dB                          | 121 dB               |
| Integrated hydraulic system                    | No                  | Yes                             | Yes                             | Yes                             | Yes                                  | Yes                             | Yes                  |
| Foldable funnel                                | No                  | Yes                             | Yes                             | Yes                             | Yes                                  | Yes                             | Yes                  |
| Trailer hitch                                  | No                  | No                              | Optional                        | Optional                        | Yes                                  | Optional                        | Yes                  |
| Weight   | 429.9 lb            | 1137.6 lb                       | 1144.2/1186.1 lb****            | 1543.2 lb                       | 2182.6 lb                            | 2347.9                          | 3053.4               |
| Width (operation)                              | 59.7"               | 47.9"                           | 48.4/49.6"****                  | 59.1"                           | 76.8" (99.4")                        | 60.5                            | 94.7"                |
| Height   | 62.2"               | 93.0"                           | 90.3/95.6"****                  | 96.1"                           | 116.1"                               | 115.8"                          | 117.3"               |
| Length (operation)                             | 31.1"               | 84.1"                           | 81.3/73.0" (93.3")****          | 74.1" (97.6")                   | 61.0"                                | 78.2" (101.6")                  | 97.8"                |

\* Requires purchase of speed-up gear \*\* Requires a fitted TP CHIP KIT (optional)

\*\*\* TP CHIP KIT is fitted as standard \*\*\*\* Depending on version

# TP 100 PTO

## EFFICIENT DRUM CHIPPER – PERFECT FOR COMPACT TRACTORS

Thanks to the vertical funnel, TP 100 PTO (4") is a compact wood chipper, which does not take up much space. At the same time, the design provides efficient in-feed without the use of rollers. The machine is ideal for thinning bushes and for chipping branches and smaller trees, e.g. in parks, on housing association grounds, churchyards and golf courses.



### PRODUCT INFORMATION

- Ideal for use in confined spaces and where tractor power is below 40 HP
- Rotatable ejector spout
- Reversible knives
- Speed-up gear
- Optional extension arms for 3-point suspension

|   |   |   |   |
|---|---|---|---|
|  |  |  |  |
| 4"  | 15-40 HP  | 0.3-0.8"  | NO STRESS   |







# TP 130 PTO

## USER-FRIENDLY AND COMPACT

TP 130 PTO (5") is an efficient wood chipper with a wide application, which is still small enough to be used with a standard compact tractor. The machine, which has been developed for the fast and easy breaking down of green material, is ideal for the maintenance of parks, churchyards, municipal area, golf courses and housing associations.

### PRODUCT INFORMATION

- In-feed roller with teeth provides powerful in-feed
- Speed-up gear
- Height-adjustable feet
- TP PILOT

|   |   |   |   |
|---|---|---|---|
|  |  |  |  |
| 5"  | 25-60 HP  | 0.3"  | TP PILOT is standard  |





# TP 175 PTO

## BIGGER, STRONGER, LIGHTER

Perfect for windbreaks and landscaping. TP 175 PTO (7") is designed to take branches and logs with diameters up to 7" and produce fine-quality wood-chip suitable for burning. Designed using the TP OPTICUT knife system, with smaller knives positioned offset on the disc. This ensures there is always a knife engaged on the wood in the wood chipper. The result is fewer vibrations, more even loading of the machine, lower fuel consumption and finally, wood-chip that is more uniform in quality.

### PRODUCT INFORMATION

- Manufactured from high-strength steel, which is 50% stronger than traditional steel
- Low weight means the machine can be handled by smaller tractors, from 40 HP
- Hydraulic adjustment of the roller speed and therefore chip size
- Optional power shuttle allows front-fitting on the tractor
- Available with a wide, foldable funnel or a narrow fixed-mounted funnel
- Optional speed-up gear for tractors with 540 rpm on PTO
- TP PILOT+



7"



40-90 HP



0.2-0.5"



NO STRESS

TP PILOT+ is standard



# TP 200 PTO

## POPULAR, FLEXIBLE AND STRONG

The TP 200 PTO (8") provides an optimal combination of functionality, size and capacity for dealing with the most prevalent tasks when managing parks and landscaping. The wide and open funnel makes feeding in material with side branches easy, and this property has made the TP 200 PTO a popular choice among municipalities, forestry technicians and contractors.



### PRODUCT INFORMATION

- Hydraulic adjustment of the roller speed and therefore chip size
- Fast replacement of knives without adjustment
- Replaceable wearing plate at the bottom of the disc and on the ejector blades
- TP PILOT
- Optional speed-up gear for tractors with 540 rpm on PTO
- Optional power shuttle allows front-fitting on the tractor



8"



40-115 HP



0.2-0.4"



TP PILOT is standard

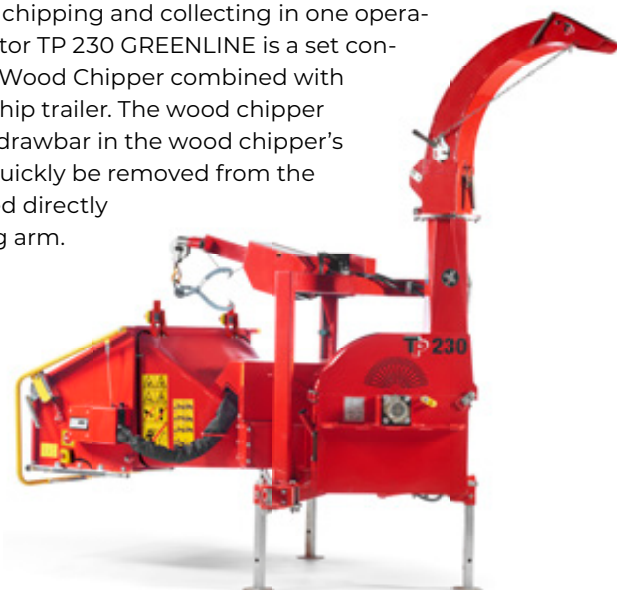


# TP 230 PTO

## UNIQUE DESIGN WITH SIDE-FACING FUNNEL

The TP 230 PTO (9") is an extremely robust wood chipper, which due to the perpendicular funnel makes it ideal for working along roads, paths and hedges, where the efficient removal of branches and wood waste has a high priority.

TP GREENLINE – Wood chipping and collecting in one operation, using just one tractor TP 230 GREENLINE is a set consisting of a TP 230 PTO Wood Chipper combined with a high or low tip woodchip trailer. The wood chipper is fitted on the tipper's drawbar in the wood chipper's 3-point hitch, but can quickly be removed from the tipper and instead fitted directly on to the tractor's lifting arm.



### PRODUCT INFORMATION

- Integrated trailer coupling for the collecting trailer
- Equipped with sliver breakers which ensure uniform chip size
- TP WINCH - extra equipment. The hydraulic winch, which is driven by the wood chipper's hydraulic system, pulls the tree trunks right up the machine for you, thus helping to maintain a high capacity.



9"



50-120 HP



0.5-0.7"



TP PILOT is standard



# TP 250 PTO

## FOR LARGER AND MORE DEMANDING TASKS

The TP 250 PTO (10") is a powerful wood chipper, which provides the user with large capacity, flexibility and uniform woodchip quality. Thanks to the strong construction, the machine can handle everything from small branches to whole trees up to 10" in diameter. The large disc with three knives in combination with three counter knives, ensures very efficient wood chipping.

### PRODUCT INFORMATION

- Hydraulic adjustment of woodchip size
- Fast replacement of knives without adjustment
- Equipped with a replaceable casing in the disc housing
- Option to attach a trailer coupling to a four-wheel trailer
- Also available as a crane version. See separate brochure



10"



60-140 HP



0.2-0.5"



NO STRESS

TP PILOT is standard



# TP 270 PTO

## DESIGNED FOR HEAVY WORK

TP 270 PTO (11") is a powerful wood chipper with a large capacity and an aggressive in-feed, even with whole trees. The angled funnel provides the optimal working conditions in the forest, along roads and hedges.

### PRODUCT INFORMATION

- With a trailer coupling so you can easily eject the woodchip directly into a trailer
- Equipped with a replaceable-casing in the disc housing
- Equipped with sliver breakers which ensure uniform chip-size
- Funnel can be folded in and outhydraulically to allow a narrower width for transport
- Also available as a crane version – see separate brochure



10.6"



100-200 HP



0.4-0.8"



TP PILOT is standard

## LINDDANA A/S

Linddana A/S  
Ølholm Bygade 70  
7160 Tørring, Denmark

Tel.: +45 75 80 52 00  
tp@linddana.com  
www.linddana.com

### TELEPHONE AND OPENING HOURS (CET)

|                   |               |
|-------------------|---------------|
| Monday - Thursday | 08:00 - 16:00 |
| Friday            | 08:00 - 15:30 |
| Spare Parts       |               |
| Monday - Thursday | 07:30 - 15:00 |
| Friday            | 07:30 - 14:00 |

## WOOD CHIPPERS SINCE 1980

Linddana has designed, manufactured and marketed TP Wood Chippers since 1980. Today, this Danish company is one of the world leaders in its field. Linddana supplies a strong selection of functional and reliable wood chippers for landscaping and biomass production.

## TECHNOLOGY AND PEOPLE

Linddana's strong international position is founded on extensive technical expertise and a commitment to high quality, both in the selection of materials and in manufacturing processes. By combining skilled workmanship and using the latest manufacturing technology, we maintain the highest quality standards.

*All specification in the brochure are subject to printing and typing errors. We reserve the right to change designs and technical specification. Contact reseller to get the latest updated specification or visit [www.tpchipper.com](http://www.tpchipper.com)*

Dealer

